

YOUR PERSONALISED LAND ROVER

RANGE ROVER VOGUE (Standard Wheelbase)

Range Rover TDV6 Vogue



ABOVE & BEYOND





RANGE ROVER


VOGUE

EXTERIOR VIEW



EXTERIOR VIEW

	DESCRIPTION
EXTERIOR COLOURS	Santorini Black
COLOUR TONE	Gloss finish
WHEELS	20" 12 spoke 'Style 1065'
ROOF OPTIONS	Body-coloured sliding panoramic roof
EXTERIOR STYLING	Body coloured exterior accents
GLASS	Laminated front and rear side glass
HEADLIGHTS	Matrix LED headlights with signature DRL
BRAKE CALIPERS	Unpainted Brake Calipers
SVO DESIGN PACKS	Exterior Styling



EXTERIOR COLOURS



WHEELS



ROOF OPTIONS



EXTERIOR STYLING



GLASS



HEADLIGHTS

INTERIOR VIEW




INTERIOR VIEW

DESCRIPTION


SEAT STYLES	20-way heated front seats with power recline heated rear seats
INTERIOR CHOICES	Navy/Ivory interior with Ivory Perforated Windsor leather seats
FINISHERS	Kalahari veneer
HEADLINING	Ivory Morzine headlining
INFOTAINMENT	Meridian™ Surround Sound System



SEAT STYLES



INTERIOR CHOICES



FINISHERS



HEADLINING



INFOTAINMENT

STANDARD FEATURES

DYNAMICS

8-speed Automatic Transmission	Twin-speed transfer box (high/low range)	All Wheel Drive
Adaptive Dynamics	Dynamic Stability Control (DSC)	Low traction launch
Electronic Traction Control (ETC)	Roll Stability Control (RSC)	Cornering Brake Control (CBC)
Automatic Access Height	Hill Descent Control (HDC)	Electronic air suspension
Electric Parking Brake (EPB)	Electronic Brake-force Distribution (EBD)	Twin tailpipes
Terrain Response	Rotary shifter	Electric Power Assisted Steering (EPAS)
Hill Launch Assist		

EXTERIOR FEATURES

Heated rear window	Acoustic laminated windscreen	Rain sensing windscreen wipers
Rear wash wiper	Winter wiper park position	Non-heated windscreen
Solar attenuating windscreen	Auto-dimming exterior mirrors	Auto Dimming Interior Rear View Mirror

EXTERIOR LIGHTING

Automatic headlights	Daytime Running Lights (DRL)	LED tail lights
Follow me home lighting	Centre High Mounted Stop Light (CHMSL)	Front fog lights

EXTERIOR LIGHTING

Rear fog lights

Headlight power wash

WHEELS AND TYRES

Tyre Pressure Monitoring System (TPMS)

20" full size spare wheel

TOWING

Trailer Stability Assist (TSA)

Electrical towing preparation

Front and rear recovery eyes

INTERIOR FEATURES

Multi-Function Steering Wheel

Electrically Adjustable Steering Column

Twin-Blade Sunvisors with Illuminated Vanity Mirrors

Electric Windows with One-Touch Open / Close and Anti-Trap

Lockable Glovebox

Front and Rear Cupholders

Front and Rear Grab Handles

Ambient Interior Lighting

Heated steering wheel

Carpet Mats

Aluminium treadplates with Range Rover script

CONVENIENCE

Push Button Start	Centre Console with Storage and Armrest	Driver and Passenger Front Seat Armrests
Rear Centre Armrest	Heated Front Seats	Loadspace Light
Loadspace Cover (Hinged with Hardcover)	Easy Boot Loading	Luggage Tie-Downs in Loadspace
Powered Gesture Tailgate	Keyless Entry	Soft Door Close
Three-Zone Climate Control		

INFOTAINMENT

10" Touch Pro Duo	Interactive Driver Display	Navigation Pro
Voice Control	12V Power Socket(s)	USB Socket(s)
Bluetooth® Connectivity	All Terrain Info Centre	Trip Computer

DRIVER ASSISTANCE

Cruise Control	Front and Rear Parking Aid	Rear View Camera
Lane Departure Warning		

SAFETY

Emergency Brake Assist	Anti-Lock Braking System (ABS)	Customer Configurable Autolock
Height Adjustable Seatbelts	Customer Configurable Single Point Entry	Power operated child locks
Rear ISOFIX	Front airbags, with passenger seat occupant detector	Front side airbags
Side repeater indicators in mirror	Perimetric alarm	

TECHNICAL SPECIFICATIONS

PERFORMANCE AND WEIGHTS

Maximum speed km/h (mph)	209 (130)
Acceleration 0-100km/h (0-60mph) seconds	8 (7.5)

FUEL CONSUMPTION

Combined l/100km (mpg)	6.9 (40.9)
Combined CO ₂ emissions g/km	182
Fuel tank capacity (litres approx.)	86

WEIGHTS

Weight from (kg)	2,241
Maximum Laden weight (kg)	3,100
Maximum mass on each axle (front) (kg)	1,500
Maximum mass on each axle (rear) (kg)	1,775

TOWING (TOWING PACK OPTION)

Unbraked trailer (kg)	750
Maximum towing (kg)	3,500

TOWING (TOWING PACK OPTION)

Maximum coupling point/nose weight (kg)	150
Maximum vehicle and trailer combination/Gross Train Weight (kg)	6,600

ROOF CARRYING (KG)

Maximum roof load (including Roof Rails) (kg)	100
---	-----

TURNING CIRCLE

Kerb-to-kerb (m)	12.33
Wall-to-wall (m)	12.7
Turns lock-to-lock (no. of turns)	3.03

OBSTACLE CLEARANCE

Standard ride height (mm)	220
Off-road height (mm)	297

WADING DEPTH

Maximum wading depth (mm)	900
---------------------------	-----

VEHICLE LENGTHS

Overall Length (mm)	5,000
Wheelbase (mm)	2,922

VEHICLE HEIGHT & WIDTHS

Height (mm)	1,869
Front wheel track (mm)	1,693
Rear wheel track (mm)	1,685
Width (mirrors folded) (mm)	2,073
Width (mirrors out) (mm)	2,220

APPROACH ANGLE (OFF-ROAD GEOMETRY)

Off-road	29.7°
Standard	25.5°

RAMP ANGLE (OFF-ROAD GEOMETRY)

Off-road	28.2°
Standard	21.5°

DEPARTURE ANGLE (OFF-ROAD GEOMETRY)

Off-road	27.6°
Standard	24.5°

LOADSPACE CAPACITY - REAR SEAT UPRIGHT

Height (mm)	939
Width (mm)	1,291
Loadspace volume (litres)	694
Loadspace width between arches (mm)	1,291
Length at floor (mm)	1,090

LOADSPACE CAPACITY - REAR SEATS FORWARD

Height (mm)	939
Width (mm)	1,291
Loadspace volume (litres)	1,943
Loadspace width between arches (mm)	1,291
Length at floor (mm)	1,982

Rear Seats Forward not applicable with Rear Executive Class Seats

STANDARD RIDE HEIGHT

With roof side rails (mm)	1,845
With roof antennae (mm)	1,869
With panoramic roof open (mm)	1,883

Access height air suspension setting
will reduce each of the above by 50mm

HEADROOM

Front headroom (mm)	997
Rear headroom (mm)	996

YOUR CONFIGURATION

https://rules.config.landrover.com/jdxl/en_xi/l405_k19/3l9eu/a-qtbv_a-std_a-swb_a-vogue/n-025ln_n-080ac-041cz_n-1ag_tkk-trl-o/jdypayoff.html

2/26/19 3:02 PM



The short bit.ly url and QR code can be used within your local dealership or by yourself to quickly access the configured vehicle detailed in this document. Using the QR code on one of your personal devices requires an app, with many free QR readers available via your app store. Please take your QR code with you to the dealership.

© Jaguar Land Rover Limited 2019: Registered office: Abbey Road, Whitley, Coventry CV3 4LF. Registered in England No: 1672070

Vehicles shown are from the Land Rover Global range. Specifications, options and availability will vary between markets and should be verified with your local Land Rover Retailer. The figures provided are official EU Test Figures. For comparison purposes only. Real world figures may differ.

All figures are manufacturer's targets and subject to final confirmation ahead of production. Note that CO₂ and fuel economy figures can vary according to wheel fitment, and the lowest figures may not be achievable with the standard wheels.

WLTP is the new official EU test used to calculate standardised fuel consumption and CO₂ figures for passenger cars. It measures fuel, energy consumption, range and emissions. This is designed to provide figures closer to real-world driving behaviour. It tests vehicles with optional equipment and with a more demanding test procedure and driving profile.

The figures provided are NEDC2 calculated from official manufacturer's WLTP tests in accordance with EU legislation. For comparison purposes only. Real world figures may differ. CO₂ and fuel economy figures may vary according to wheel fitment and optional extras fitted. NEDC2 are figures calculated using a Government formula from WLTP figures equivalent to what they would have been under the old NEDC test. The correct tax treatment can then be applied.



ABOVE & BEYOND